

FORM NO. MGT-7

[Pursuant to sub-Section(1) of section 92 of the Companies Act, 2013 and sub-rule (1) of rule 11of the Companies (Management and Administration) Rules, 2014]



सत्यमेव जयते

Annual Return (other than OPCs and Small Companies)

Form language English Hindi

Refer the instruction kit for filing the form.

I. REGISTRATION AND OTHER DETAILS

(i) * Corporate Identification Number (CIN) of the company

U65993RJ2015PTC048340

Pre-fill

Global Location Number (GLN) of the company

* Permanent Account Number (PAN) of the company

AACCF6521A

(ii) (a) Name of the company

FINOVA CAPITAL PRIVATE LIM

(b) Registered office address

702, Seventh Floor, Unique Aspire, Plot No. 13-14
Cosmo Colony, Amrapali Marg, Vaishali Nagar
Jaipur
Rajasthan
302021

(c) *e-mail ID of the company

cs@finova.in

(d) *Telephone number with STD code

01414118202

(e) Website

www.finova.in

(iii) Date of Incorporation

24/09/2015

Type of the Company	Category of the Company	Sub-category of the Company
Private Company	Company limited by shares	Indian Non-Government company

(v) Whether company is having share capital

Yes No

(vi) *Whether shares listed on recognized Stock Exchange(s)

Yes No



(vii) *Financial year From date (DD/MM/YYYY) To date (DD/MM/YYYY)

(viii) *Whether Annual general meeting (AGM) held Yes No

(a) If yes, date of AGM

(b) Due date of AGM

(c) Whether any extension for AGM granted Yes No

II. PRINCIPAL BUSINESS ACTIVITIES OF THE COMPANY

*Number of business activities

S.No	Main Activity group code	Description of Main Activity group	Business Activity Code	Description of Business Activity	% of turnover of the company
1	K	Financial and insurance Service	K8	Other financial activities	90.79

III. PARTICULARS OF HOLDING, SUBSIDIARY AND ASSOCIATE COMPANIES (INCLUDING JOINT VENTURES)

*No. of Companies for which information is to be given

S.No	Name of the company	CIN / FCRN	Holding/ Subsidiary/Associate/ Joint Venture	% of shares held
1				

IV. SHARE CAPITAL, DEBENTURES AND OTHER SECURITIES OF THE COMPANY

(i) *SHARE CAPITAL

(a) Equity share capital

Particulars	Authorised capital	Issued capital	Subscribed capital	Paid up capital
Total number of equity shares	6,000,000	5,081,360	5,081,360	5,081,360
Total amount of equity shares (in Rupees)	60,000,000	50,813,600	50,813,600	50,813,600

Number of classes

Class of Shares	Authorised capital	Issued capital	Subscribed capital	Paid up capital
EQUITY SHARES				
Number of equity shares	6,000,000	5,081,360	5,081,360	5,081,360



Nominal value per share (in rupees)	10	10	10	10
Total amount of equity shares (in rupees)	60,000,000	50,813,600	50,813,600	50,813,600

(b) Preference share capital

Particulars	Authorised capital	Issued capital	Subscribed capital	Paid-up capital
Total number of preference shares	13,500,000	13,120,727	13,120,727	13,120,727
Total amount of preference shares (in rupees)	1,350,000,000	1,312,072,700	1,312,072,700	1,253,054,840

Number of classes

1


Class of shares	Authorised capital	Issued capital	Subscribed capital	Paid up capital
COMPULSORILY CONVERTIBLE CUMULATIVE P				
Number of preference shares	13,500,000	13,120,727	13,120,727	13,120,727
Nominal value per share (in rupees)	100	100	100	100
Total amount of preference shares (in rupees)	1,350,000,000	1,312,072,700	1,312,072,700	1,253,054,840

(c) Unclassified share capital

Particulars	Authorised Capital
Total amount of unclassified shares	0

(d) Break-up of paid-up share capital

Class of shares	Number of shares			Total nominal amount	Total Paid-up amount	Total premium
	Physical	DEMAT	Total			
Equity shares						
At the beginning of the year	5,016,060	0	5016060	50,160,600	50,160,600	
Increase during the year	65,300	0	65300	653,000	653,000	99,505,446
i. Public Issues	0	0	0	0	0	0
ii. Rights issue	0	0	0	0	0	0
iii. Bonus issue	0	0	0	0	0	0
iv. Private Placement/ Preferential allotment	65,300	0	65300	653,000	653,000	99,505,446
v. ESOPs	0	0	0	0	0	0
vi. Sweat equity shares allotted	0	0	0	0	0	0
vii. Conversion of Preference share	0	0	0	0	0	0



viii. Conversion of Debentures	0	0	0	0	0	0
ix. GDRs/ADRs	0	0	0	0	0	0
x. Others, specify						
<input type="text"/>						
Decrease during the year	0	0	0	0	0	0
i. Buy-back of shares	0	0	0	0	0	0
ii. Shares forfeited	0	0	0	0	0	0
iii. Reduction of share capital	0	0	0	0	0	0
iv. Others, specify						
<input type="text"/>						
At the end of the year	5,081,360	0	5081360	50,813,600	50,813,600	
Preference shares						
At the beginning of the year	10,013,068	0	10013068	1,001,306,800	965,960,600	
Increase during the year	3,107,659	0	3107659	310,765,900	287,094,200	4,112,985,700
i. Issues of shares	3,107,659	0	3107659	310,765,900	287,094,200	4,112,985,700
ii. Re-issue of forfeited shares	0	0	0	0	0	0
iii. Others, specify						
<input type="text"/>						
Decrease during the year	0	0	0	0	0	0
i. Redemption of shares	0	0	0	0	0	0
ii. Shares forfeited	0	0	0	0	0	0
iii. Reduction of share capital	0	0	0	0	0	0
iv. Others, specify						
<input type="text"/>						
At the end of the year	13,120,727	0	13120727	1,312,072,700	1,253,054,800	

ISIN of the equity shares of the company

(ii) Details of stock split/consolidation during the year (for each class of shares)



Class of shares		(i)	(ii)	(iii)
Before split / Consolidation	Number of shares			
	Face value per share			
After split / Consolidation	Number of shares			
	Face value per share			

(iii) Details of shares/Debentures Transfers since closure date of last financial year (or in the case of the first return at any time since the incorporation of the company) *

Nil

[Details being provided in a CD/Digital Media]

Yes

No

Not Applicable

Separate sheet attached for details of transfers

Yes

No

Note: In case list of transfer exceeds 10, option for submission as a separate sheet attachment or submission in a CD/Digital Media may be shown.

Date of the previous annual general meeting		03/07/2021	
Date of registration of transfer (Date Month Year)			
Type of transfer	<input type="text"/>	1 - Equity, 2- Preference Shares,3 - Debentures, 4 - Stock	
Number of Shares/ Debentures/ Units Transferred	<input type="text"/>	Amount per Share/ Debenture/Unit (in Rs.)	<input type="text"/>
Ledger Folio of Transferor			
Transferor's Name	<input type="text"/>	<input type="text"/>	<input type="text"/>
	Surname	middle name	first name
Ledger Folio of Transferee			



Transferee's Name	<input type="text"/>	<input type="text"/>	<input type="text"/>
	Surname	middle name	first name
Date of registration of transfer (Date Month Year) <input type="text"/>			
Type of transfer	<input type="text"/>	1 - Equity, 2- Preference Shares,3 - Debentures, 4 - Stock	
Number of Shares/ Debentures/ Units Transferred	<input type="text"/>	Amount per Share/ Debenture/Unit (in Rs.)	<input type="text"/>
Ledger Folio of Transferor <input type="text"/>			
Transferor's Name	<input type="text"/>	<input type="text"/>	<input type="text"/>
	Surname	middle name	first name
Ledger Folio of Transferee <input type="text"/>			
Transferee's Name	<input type="text"/>	<input type="text"/>	<input type="text"/>
	Surname	middle name	first name

(iv) *Debentures (Outstanding as at the end of financial year)

Particulars	Number of units	Nominal value per unit	Total value
Non-convertible debentures	4,790	1000000, 100000, 666667	646,533,517.64
Partly convertible debentures	0	0	0
Fully convertible debentures	0	0	0
Total			646,533,517.64

Details of debentures



Class of debentures	Outstanding as at the beginning of the year	Increase during the year	Decrease during the year	Outstanding as at the end of the year
Non-convertible debentures	845,128,703.9	0	198,595,186.26	646,533,517.64
Partly convertible debentures	0	0	0	0
Fully convertible debentures	0	0	0	0

(v) Securities (other than shares and debentures)

0

Type of Securities	Number of Securities	Nominal Value of each Unit	Total Nominal Value	Paid up Value of each Unit	Total Paid up Value
Total					

V. *Turnover and net worth of the company (as defined in the Companies Act, 2013)

(i) Turnover


1,664,034,516.82

(ii) Net worth of the Company

9,184,654,321.15

VI. (a) *SHARE HOLDING PATTERN - Promoters

S. No.	Category	Equity		Preference	
		Number of shares	Percentage	Number of shares	Percentage
1.	Individual/Hindu Undivided Family				
	(i) Indian	3,156,980	62.13	516,140	3.93
	(ii) Non-resident Indian (NRI)	0	0	0	0
	(iii) Foreign national (other than NRI)	0	0	0	0
2.	Government				
	(i) Central Government	0	0	0	0
	(ii) State Government	0	0	0	0
	(iii) Government companies	0	0	0	0
3.	Insurance companies	0	0	0	0
4.	Banks	0	0	0	0
5.	Financial institutions	0	0	0	0




6.	Foreign institutional investors	0	0	0	0
7.	Mutual funds	0	0	0	0
8.	Venture capital	0	0	0	0
9.	Body corporate (not mentioned above)	0	0	0	0
10.	Others	0	0	0	0
	Total	3,156,980	62.13	516,140	3.93

Total number of shareholders (promoters)

2

(b) *SHARE HOLDING PATTERN - Public/Other than promoters

S. No.	Category	Equity		Preference	
		Number of shares	Percentage	Number of shares	Percentage
1.	Individual/Hindu Undivided Family				
	(i) Indian	1,658,245	32.63	80,000	0.61
	(ii) Non-resident Indian (NRI)	0	0	0	0
	(iii) Foreign national (other than NRI)	0	0	0	0
2.	Government				
	(i) Central Government	0	0	0	0
	(ii) State Government	0	0	0	0
	(iii) Government companies	0	0	0	0
3.	Insurance companies	0	0	0	0
4.	Banks	0	0	0	0
5.	Financial institutions	0	0	0	0
6.	Foreign institutional investors	0	0	0	0
7.	Mutual funds	0	0	0	0
8.	Venture capital	0	0	0	0
9.	Body corporate (not mentioned above)	258,455	5.09	10,087,703	76.88
10.	Others ALTERNATIVE INVESTMENT	7,680	0.15	2,436,884	18.57



	Total	1,924,380	37.87	12,604,587	96.06
--	--------------	-----------	-------	------------	-------

Total number of shareholders (other than promoters) 10

Total number of shareholders (Promoters+Public/ Other than promoters) 12

VII. *NUMBER OF PROMOTERS, MEMBERS, DEBENTURE HOLDERS
(Details, Promoters, Members (other than promoters), Debenture holders)

Details	At the beginning of the year	At the end of the year
Promoters	2	2
Members (other than promoters)	8	10
Debenture holders	5	14

VIII. DETAILS OF DIRECTORS AND KEY MANAGERIAL PERSONNEL

(A) *Composition of Board of Directors

Category	Number of directors at the beginning of the year		Number of directors at the end of the year		Percentage of shares held by directors as at the end of year	
	Executive	Non-executive	Executive	Non-executive	Executive	Non-executive
A. Promoter	2	0	2	0	20.18	0
B. Non-Promoter	0	1	0	1	0	0
(i) Non-Independent	0	0	0	0	0	0
(ii) Independent	0	1	0	1	0	0
C. Nominee Directors representing	0	3	0	3	0	0
(i) Banks & FIs	0	0	0	0	0	0
(ii) Investing institutions	0	3	0	3	0	0
(iii) Government	0	0	0	0	0	0
(iv) Small share holders	0	0	0	0	0	0
(v) Others	0	0	0	0	0	0
Total	2	4	2	4	20.18	0

Number of Directors and Key managerial personnel (who is not director) as on the financial year end date 9



(B) (i) *Details of directors and Key managerial personnel as on the closure of financial year

Name	DIN/PAN	Designation	Number of equity share(s) held	Date of cessation (after closure of financial year : If any)
MOHIT SAHNEY	07280918	Managing Director	2,600,000	
SUNITA SAHNEY	02395354	Whole-time director	556,980	
RAVI SHANKAR VENK	02604007	Nominee director	0	
ISHAAN MITTAL	07948671	Nominee director	0	
ARJUN DAN RATNOO	00802613	Director	0	
ADITYA DEEPAK PARI	02848538	Nominee director	0	
MOHIT SAHNEY	AOQPS9256Q	CEO	0	
RAVI SHARMA	CHMPS5167F	CFO	0	
JAIKISHAN PREMANI	CNLPP0465Q	Company Secretar	0	

(ii) Particulars of change in director(s) and Key managerial personnel during the year

2

Name	DIN/PAN	Designation at the beginning / during the financial year	Date of appointment/ change in designation/ cessation	Nature of change (Appointment/ Change in designation/ Cessation)
NAMRATA SAJNANI	DAFPS6449F	Company Secretar	06/07/2021	CESSATION
JAIKISHAN PREMANI	CNLPP0465Q	Company Secretar	12/11/2021	APPOINTMENT

IX. MEETINGS OF MEMBERS/CLASS OF MEMBERS/BOARD/COMMITTEES OF THE BOARD OF DIRECTORS**A. MEMBERS/CLASS /REQUISITIONED/NCLT/COURT CONVENED MEETINGS**

Number of meetings held

5



Type of meeting	Date of meeting	Total Number of Members entitled to attend meeting	Attendance	
			Number of members attended	% of total shareholding
ANNUAL GENERAL MEETING	03/07/2021	10	6	87.16
EXTRA-ORDINARY GENERAL MEETING	18/10/2021	10	6	87.16
EXTRA-ORDINARY GENERAL MEETING	07/02/2022	10	7	87.69
EXTRA-ORDINARY GENERAL MEETING	20/03/2022	10	6	87.16
EXTRA-ORDINARY GENERAL MEETING	23/03/2022	10	6	87.16

B. BOARD MEETINGS

*Number of meetings held

7


S. No.	Date of meeting	Total Number of directors associated as on the date of meeting	Attendance	
			Number of directors attended	% of attendance
1	01/06/2021	6	6	100
2	24/09/2021	6	6	100
3	12/11/2021	6	6	100
4	28/01/2022	6	6	100
5	19/03/2022	6	6	100
6	23/03/2022	6	5	83.33
7	31/03/2022	6	5	83.33

C. COMMITTEE MEETINGS

Number of meetings held

13

S. No.	Type of meeting	Date of meeting	Total Number of Members as on the date of the meeting	Attendance	
				Number of members attended	% of attendance
1	AUDIT COMMITTEE	24/09/2021	3	3	100
2	AUDIT COMMITTEE	12/11/2021	3	3	100
3	AUDIT COMMITTEE	28/01/2022	3	3	100
4	AUDIT COMMITTEE	19/03/2022	3	3	100



S. No.	Type of meeting	Date of meeting	Total Number of Members as on the date of the meeting	Attendance	
				Number of members attended	% of attendance
5	NOMINATION	12/11/2021	3	3	100
6	NOMINATION	23/03/2022	3	3	100
7	NOMINATION	31/03/2022	3	3	100
8	CORPORATE	31/05/2021	3	3	100
9	RISK MANAG	24/05/2021	3	3	100
10	IT STRATEGY	13/11/2021	3	3	100

D. *ATTENDANCE OF DIRECTORS

S. No.	Name of the director	Board Meetings			Committee Meetings			Whether attended AGM held on
		Number of Meetings which director was entitled to attend	Number of Meetings attended	% of attendance	Number of Meetings which director was entitled to attend	Number of Meetings attended	% of attendance	20/05/2022
								(Y/N/NA)
1	MOHIT SAHN	7	7	100	12	12	100	Yes
2	SUNITA SAHN	7	7	100	6	6	100	Yes
3	RAVI SHANK	7	5	71.43	0	0	0	No
4	ISHAAN MITT	7	7	100	4	4	100	No
5	ARJUN DAN F	7	7	100	9	9	100	Yes
6	ADITYA DEEF	7	7	100	3	3	100	No

X. *REMUNERATION OF DIRECTORS AND KEY MANAGERIAL PERSONNEL

Nil


Number of Managing Director, Whole-time Directors and/or Manager whose remuneration details to be entered

2

S. No.	Name	Designation	Gross Salary	Commission	Stock Option/Sweat equity	Others	Total Amount
1	SUNITA SAHNEY	WHOLE TIME D	5,460,000	0	0	2,275,000	7,735,000
2	MOHIT SAHNEY	MANAGING DIF	15,724,800	0	0	6,552,000	22,276,800
	Total		21,184,800	0	0	8,827,000	30,011,800

Number of CEO, CFO and Company secretary whose remuneration details to be entered

3



S. No.	Name	Designation	Gross Salary	Commission	Stock Option/ Sweat equity	Others	Total Amount
1	RAVI SHARMA	CFO	2,919,662	0	0	712,928	3,632,590
2	NAMRATA SAJNAN	COMPANY SEC	474,194	0	0	0	474,194
3	JAIKISHAN PREMA	COMPANY SEC	484,713	0	0	0	484,713
	Total		3,878,569	0	0	712,928	4,591,497

Number of other directors whose remuneration details to be entered

1

S. No.	Name	Designation	Gross Salary	Commission	Stock Option/ Sweat equity	Others	Total Amount
1	ARJUN DAN RATN	INDEPENDENT	0	0	0	300,000	300,000
	Total		0	0	0	300,000	300,000

XI. MATTERS RELATED TO CERTIFICATION OF COMPLIANCES AND DISCLOSURES

* A. Whether the company has made compliances and disclosures in respect of applicable provisions of the Companies Act, 2013 during the year Yes No

B. If No, give reasons/observations

XII. PENALTY AND PUNISHMENT - DETAILS THEREOF

(A) DETAILS OF PENALTIES / PUNISHMENT IMPOSED ON COMPANY/DIRECTORS /OFFICERS Nil


Name of the company/ directors/ officers	Name of the court/ concerned Authority	Date of Order	Name of the Act and section under which penalised / punished	Details of penalty/ punishment	Details of appeal (if any) including present status

(B) DETAILS OF COMPOUNDING OF OFFENCES Nil

Name of the company/ directors/ officers	Name of the court/ concerned Authority	Date of Order	Name of the Act and section under which offence committed	Particulars of offence	Amount of compounding (in Rupees)

XIII. Whether complete list of shareholders, debenture holders has been enclosed as an attachment

Yes No



XIV. COMPLIANCE OF SUB-SECTION (2) OF SECTION 92, IN CASE OF LISTED COMPANIES

In case of a listed company or a company having paid up share capital of Ten Crore rupees or more or turnover of Fifty Crore rupees or more, details of company secretary in whole time practice certifying the annual return in Form MGT-8.

Name

MANOJ MAHESHWARI

Whether associate or fellow

Associate Fellow

Certificate of practice number

1971

I/We certify that:

- (a) The return states the facts, as they stood on the date of the closure of the financial year aforesaid correctly and adequately.
- (b) Unless otherwise expressly stated to the contrary elsewhere in this Return, the Company has complied with all the provisions of the Act during the financial year.
- (c) The company has not, since the date of the closure of the last financial year with reference to which the last return was submitted or in the case of a first return since the date of the incorporation of the company, issued any invitation to the public to subscribe for any securities of the company.
- (d) Where the annual return discloses the fact that the number of members, (except in case of a one person company), of the company exceeds two hundred, the excess consists wholly of persons who under second proviso to clause (ii) of sub-section (68) of section 2 of the Act are not to be included in reckoning the number of two hundred.

Declaration

I am Authorised by the Board of Directors of the company vide resolution no. .. 7 dated 12/11/2021

(DD/MM/YYYY) to sign this form and declare that all the requirements of the Companies Act, 2013 and the rules made thereunder in respect of the subject matter of this form and matters incidental thereto have been complied with. I further declare that:

- 1. Whatever is stated in this form and in the attachments thereto is true, correct and complete and no information material to the subject matter of this form has been suppressed or concealed and is as per the original records maintained by the company.
- 2. All the required attachments have been completely and legibly attached to this form.

Note: Attention is also drawn to the provisions of Section 447, section 448 and 449 of the Companies Act, 2013 which provide for punishment for fraud, punishment for false statement and punishment for false evidence respectively.

To be digitally signed by

Director

DIN of the director

07280918

To be digitally signed by

Company Secretary

Company secretary in practice

Membership number

42043

Certificate of practice number



Attachments

1. List of share holders, debenture holders
2. Approval letter for extension of AGM;
3. Copy of MGT-8;
4. Optional Attachment(s), if any

List of attachments

Attach
Attach
Attach
Attach

List of Shareholders_31032022.pdf
List of Debentureholders_31032022.pdf
List of Share Transfer.pdf
List of Committee Meetings.pdf

Remove attachment

Modify

Check Form

Prescrutiny

Submit

This eForm has been taken on file maintained by the Registrar of Companies through electronic mode and on the basis of statement of correctness given by the company

